



GIRL SCOUTS OF NORTHERN CALIFORNIA

Our Own Troop's Badge or Interest Project

There are lots of Badges and Interest Projects you can choose from, but your troop may have an interest in a topic not covered with a traditional earned award. The Our Own Troop's Badge and Your Own Interest Project offers groups a unique opportunity to create and earn your own badge or Interest Project. As a troop, you can name the badge or IP, come up with the activities needed and design what it will look like! This badge or IP becomes something special for your troop!

What do you do?

1. Check that the subject of the Our Own Troops is not the same as the earned awards already offered by GSUSA or the ones available from Girl Scouts of Northern California.
 - a. To check the Council Own for Girl Scouts of Northern California, please visit www.girlscoutsnorcal.org/pages/events/councils_own.html
 - b. This link also has the latest earned awards available by GSUSA
2. Make sure the topic follows the Girl Scout Promise and Law.
3. Make sure all the girls in your troop want to participate in the Our Own Troops.
4. Start the process of working with the girls to create the activities and design the award.
5. When designing the activities for the Our Own Troops, please use the national awards by GSUSA as a template on how many activities to offer, what type of activities are age level appropriate, and how to layout the earned award.
6. After you have your design, please submit the *Our Own Troops Approval Form* to the GS NorCal Oakland Office Program Department for approval. All earned award designs must be approved by the council before they can be produced and earned. Please allow two weeks for the council to approve the design.
7. After you receive approval from the council for the design - have fun earning your Our Own Troops!

How do you create your activities?

The girls in the troop should brainstorm a list of possible activities with the leaders. After you create a list of possible activities, take a look at the list and ask the following questions:

1. Are the activities safe?
2. Are the activities original?
3. Can all the girls in the troop do the activities? If not, can the activities be altered so all the girls can do them?
4. Are there people in the community who can help with these activities?
5. Are the activities fun and interesting?
6. Are there enough options so that everyone's interests and talents can be explored?
7. Are the activities free or easily affordable?
8. Are the activities challenging enough to be interesting?
9. Will all the girls have enough time to complete them?
10. Do the activities show respect for all kinds of people?
11. Will the girls learn or do something new?
12. Is a community service activity included?

Once you answer "yes" to all the questions, you are ready to start!

Format and components of the Our Own Troops

1. The Our Own Troops should be designed specifically to broaden the girls' perspectives and extend their experience within Girl Scouting.
2. It should resemble as closely as possible the format and components of national earned awards by GSUSA.
3. The activities should not duplicate the subject matter or activities found in other earned awards.
4. Activities should include:
 - a. Skill development concerning a particular topic of interest
 - b. Help girls use resources within the community and become familiar with the area.
 - c. Career exploration, when relevant.
 - d. Service possibilities, if practical
 - e. Activities that reflect the racial, ethnic, or cultural diversity of the community, or activities that are international in scope.

Creating the Design

1. Sizes for Earned Awards are as follows:
 - a. Try-It – 1.85” x 2.38” width for outer triangle and 1.25” x 1.63” width for inner triangle
 - b. Badge - 1.5” in circumference for the outer circle and 1.25” in circumference for the inner circle
 - c. IP - 1.75” x 1.25” width for outer rectangle and 1.5” x 1” width for inner rectangle
2. Designs should be simple, Girl Scout appropriate and represent the topic of the Our Own Troops.
3. Images should follow safety guidelines for the activity. For example, if the image is of a girl rock climbing she needs to be wearing the proper safety equipment in the design.
4. Please submit the *Our Own Troops Approval Form* to Girl Scouts of Northern California Oakland Program Department for approval of the badge design and topic.
5. Once approved, you can either purchase blank badges or have the earned awards custom made.
6. Blank Badges
 - a. The easiest and most cost effective way to produce the Our Own Troops Badge is to purchase blank badges and use fabric paint to create the design.
 - b. Blank badges can be purchased through the Girl Scouts of Northern California store.
 - c. Blank badges may be embroidered by any embroidery shop in your local area to suit your needs.
 - d. The cost of having blank badges professionally embroidered can be very expensive depending on the vendor. There may be a set up fee in addition to a charge per item. At this time, we do not have a vendor that we recommend for this process.
7. Custom Ordered Try-Its, Badges, or IP's
 - a. These orders can get expensive when ordering in small quantities but can be less expensive than purchasing blank badges and having them custom embroidered.
 - b. Producing the custom order can take up to 8 weeks.

How to use Our Own's Troops

1. Our Own Troops awards can be designed by Junior, Cadette, Senior, and Ambassador age levels.
2. Junior troops can create the Our Own Troops Badge to use in their own troop.
3. Older girls may create the Our Own Troops IP for their troop.
4. Older girls may create an Our Own Troops Try-It or Badge and offer a special service unit event around the Our Own Try-It or Badge for younger girls. This is an excellent way to earn hours towards the different leadership awards.

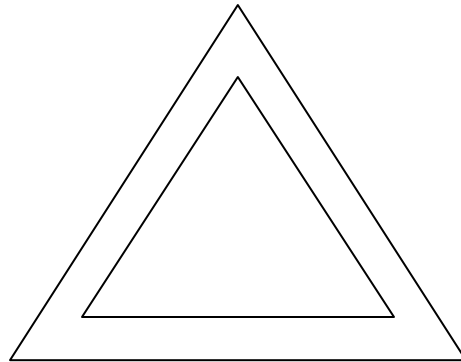


GIRL SCOUTS OF NORTHERN CALIFORNIA

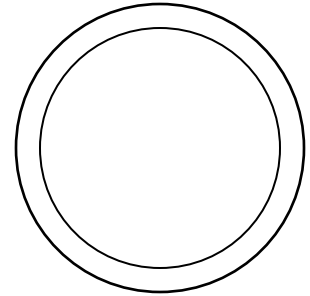
Our Own Troops Approval Form

Please mail the form to:


Girl Scouts of Northern California
Attn: Program Department
7700 Edgewater Drive Suite 340
Oakland, CA 94621



Try-It



Badge



IP

(Draw your design on appropriate patch)

For office use only: Date received _____ <input type="checkbox"/> Approved <input type="checkbox"/> Not Approved

Service Unit _____

Troop Age Level _____

Troop Number _____

Name of Our Own Troops: _____

Leader / Advisor / Consultant:

Name _____

Address _____

Phone _____

Email _____

Individual Girl (for IP's):

Name _____

Address _____

Phone _____

Email _____

Total number of girls participating: _____

Purpose of the Our Own Troops: _____



GIRL SCOUTS OF NORTHERN CALIFORNIA

Our Own Council's Guidelines

Is your badge so fun that you think it should be offered council wide? If yes, please follow the guidelines below for submitting the Our Own Troops Badge, IP, or Try-It to Girl Scouts of Northern California. This is an exciting opportunity to share your Girl Scout experience and passions with other members of the council.

What do you do?

1. Check that the subject of the Our Own Councils is not the same as the earned awards already offered by GSUSA or the ones available from Girl Scouts of Northern California.
 - a. To check the Council Own for Girl Scouts of Northern California, please visit www.girlscoutsnorcal.org/pages/events/councils_own.html
2. Make sure the badge topic follows the Girl Scout Promise and Law.
3. Follow all the steps in creating Our Own Troops including approval from the GS NorCal.
4. After your Our Own Troops receives approval from the council, please earn the award and make any necessary adjustments to the award based on your experience. After the award has been finalized in the field, please submit the artwork and final curriculum to the Program Department in the Oakland Office requesting review for Council Own.
5. You will receive confirmation that we have received the Our Own Troops proposal to become a Council Own within one week of submission.
6. All proposed Council Own will be reviewed by the Program Department every August.
7. Troops will be notified of approval by September 30th of each year.

How is Our Own Council Earned Awards approved?

1. Girl Scouts of Northern California will collect proposed Badges, Try-it's, Interest Projects, and Patch Programs from members throughout the year.
2. In August of each year, the program team will gather and review all submitted Our Own Troop's Earned Awards and decide which ones will be added to the list of Council Own.
3. Due to the high cost of offering the Council Own, Girl Scouts of Northern California is restricted to the number of awards we can add each year.
 - a. 1-4 Try-It's
 - b. 1-4 Badge's
 - c. 1-3 Interest Project's
 - d. 1-4 Patch Program's
4. Groups will be notified if their Our Own Troops will be added to the Council Own by September 30th of each year.

To submit a Council Own for review:

Please mail the *Our Own Council's Approval Form* with the final activities to:

Girl Scouts of Northern California
Attn: Program Department
7700 Edgewater Drive Suite 340
Oakland, CA 94621

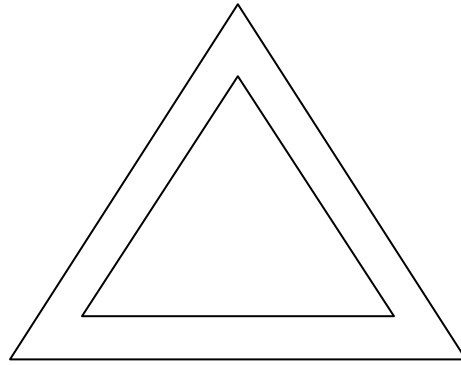


GIRL SCOUTS OF NORTHERN CALIFORNIA

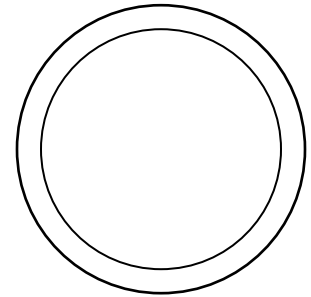
Our Own Councils Approval Form

Please mail the form to:


Girl Scouts of Northern California
Attn: Program Department
7700 Edgewater Drive Suite 340
Oakland, CA 94621



Try-It



Badge



IP

(Draw your design on appropriate patch)

For office use only:
Date received _____
<input type="checkbox"/> Approved
<input type="checkbox"/> Not Approved

Service Unit _____

Troop Age Level _____

Troop Number _____

Name of proposed Councils Own: _____

Leader / Advisor / Consultant:

Name _____

Address _____

Phone _____

Email _____

Individual Girl (for IP's):

Name _____

Address _____

Phone _____

Email _____

Total number of girls that have completed the Our Own Troops before submission: _____

How was the Our Own Troops used before submission as a Council Own? Was it successful? _____

